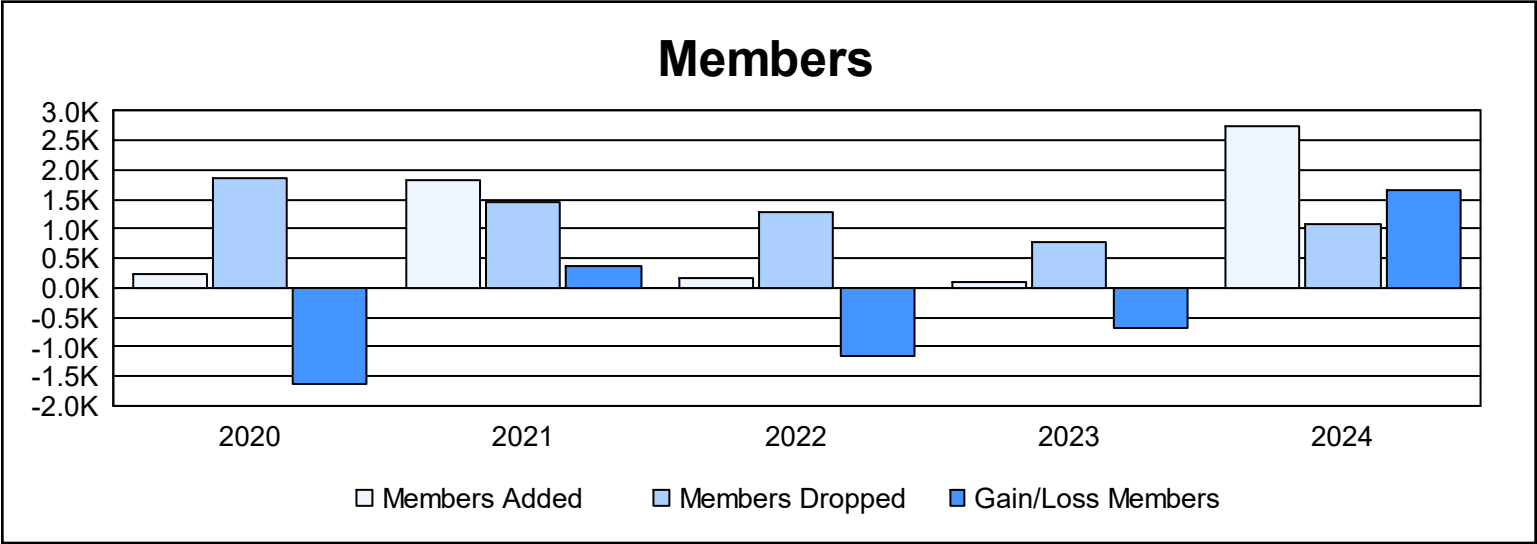
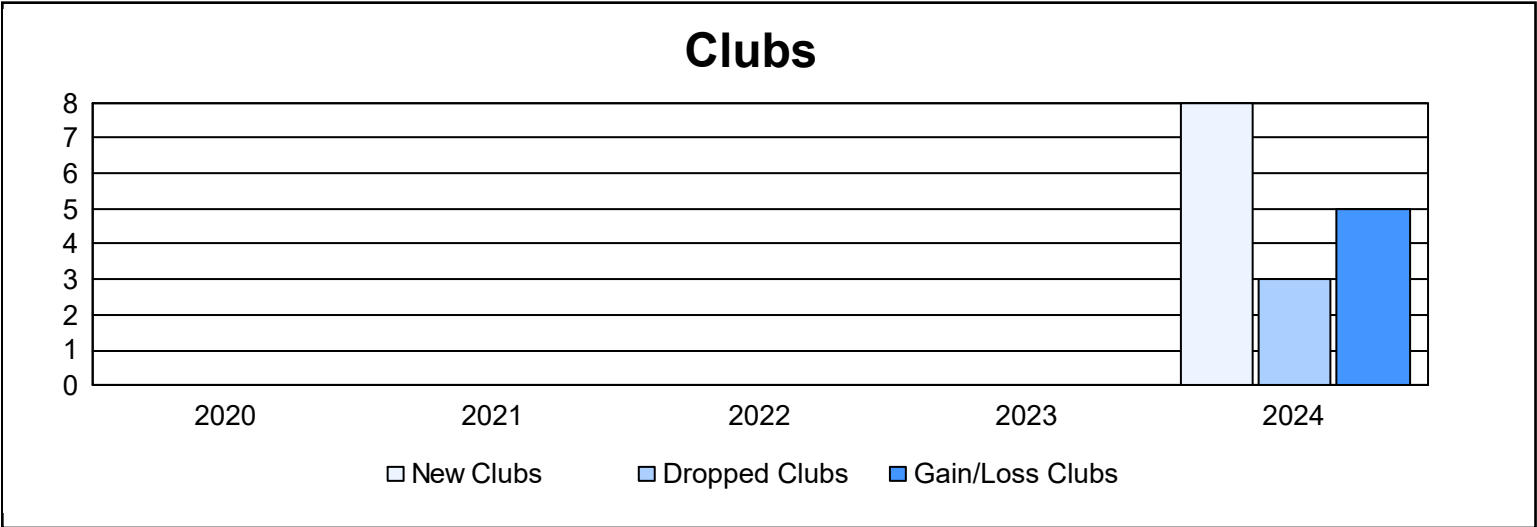
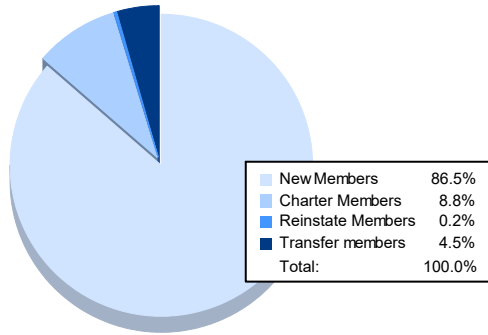


Year	New Clubs	Dropped Clubs	Gain/ Loss Clubs	New Members	Charter Members	Reinstate Members	Transfer Members	Total Member Added	Total Members Dropped	Gain/ Loss Members
2019-2020	0	0	0	2	83	6	154	245	1,867	-1,622
2020-2021	0	0	0	1,629	46	11	140	1,826	1,455	371
2021-2022	0	0	0	6	59	15	71	151	1,293	-1,142
2022-2023	0	0	0	6	35	0	58	99	779	-680
2023-2024	8	3	5	2,360	239	6	123	2,728	1,075	1,653
Average	2	1	1	801	92	8	109	1,010	1,294	-284



Membership Composition June 2024 Cumulative



Gender Composition June 2024 Cumulative

